

# nifty



# SD34T

## SELF DRIVE WORK PLATFORM



**34ft 11in**  
Platform height

**20ft**  
Working outreach

### Weight Saving Design

Easily transported & maneuvered on site

### Telescopic Upper Boom

Greater accuracy when positioning the platform

### Bi-Energy Available

Optimises utilization

### Fully Proportional Hydraulic Controls

Simple, reliable & easy to maintain

### Hydraulic Outriggers

For quick & easy set up



[niftylift.com](http://niftylift.com)

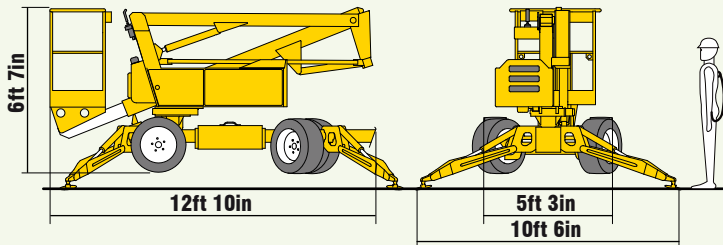
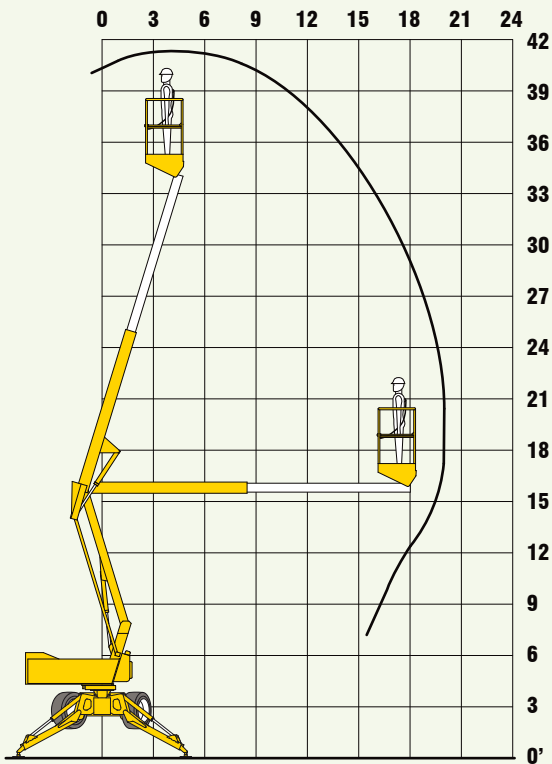
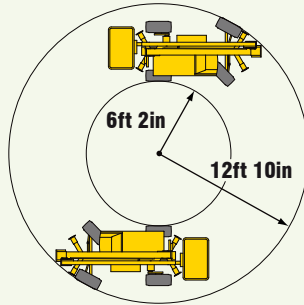


# nifty SD34T

The **SD34T** delivers an impressive working envelope and with the advantage of a telescopic upper boom, supreme accuracy when positioning the platform. Hydraulic outriggers and 45% gradeability allow it to be driven and levelled on uneven surfaces making it ideal for environments with rough or softer ground and its low overall weight means better fuel efficiency and lower transportation costs.

## SAFETY FEATURES

- Pressure sensitive outriggers with
- Audible & visual alarms
- Dual controls (platform & base)
- Manual descent with hand-pump
- Lock valves on all hydraulic cylinders
- Meets OSHA and ANSI Regulations



Due to a policy of continuing development and improvement, Niftylift reserves the right to change any specification without notice. Please confirm exact specification before ordering.



Niftylift's highly effective **Bi-Energy** system increases flexibility and maximizes utilization allowing the **SD34T** to operate for longer and in a wider range of environments.

## SPECIFICATIONS

<b>Working Height</b>	41ft 7in	12.65m
<b>Platform Height</b>	34ft 11in	10.65m
<b>Working Outreach</b>	20ft	6.10m
<b>Slew</b>	406°	
<b>Width - Travelling</b>	5ft 3in	1.60m
<b>- Working</b>	10ft 6in	3.20m
<b>Height</b>	6ft 7in	2.00m
<b>Length</b>	12ft 10in	3.90m
<b>Minimum Weight</b>	4980lbs*	2260kg*
<b>Turning Radius - Inside</b>	6ft 2in	1.88m
<b>- Outside</b>	12ft 10in	3.90m
<b>Platform Capacity</b>	500lbs	225kg
<b>Platform Size</b>	3ft 7in x 2ft 2in	1.10m x 0.65m
<b>Drive Speed</b>	2.5mph	4.0kph
<b>Gradeability</b>	45%	
<b>Control System</b>	Fully Proportional Hydraulic	
<b>Power Options</b>	Battery Only	
	Gas or Diesel Only	
	Bi-Energy (Engine and Battery)	

\* Weights may vary according to specification / power options, please confirm before ordering.

## Supplied by:

IS-03

### NIFTYLIFT INC

32 Concourse Way,  
Greer, SC 29650 USA  
Sales: 1-800-NIFTYLIFT (800-643-8954)  
Office: 1-877-MYNIFTY (877-696-4389)  
Fax: 1-864-968-8836  
e.mail: info@niftylift.com  
www.niftylift.com

### NIFTYLIFT LTD

Fingle Drive, Stonebridge  
Milton Keynes, MK13 0ER  
England, United Kingdom  
Tel.: +44 (0)1908 223456  
Fax.: +44 (0)1908 312733  
e.mail: info@niftylift.com  
www.niftylift.com